

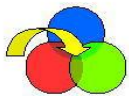
		REV:	02
总页数 : TOTAL PAGES :	4	制作日期 : DATE :	2021/12/05

製品仕様書

PRODUCT SPECIFICATION

PRODUCT NAME :

DR-00485B



サンシン電気株式会社

SANSHIN ELECTRIC CO., LTD.

東京都練馬区向山4-1-5

4-1-5 Koyama, Nerima-Ku, Tokyo 176-0022 JAPAN

TEL : 03-5987-5511

FAX : 03-5987-5512

<https://www.sanshin-ele.com>



深圳市中电熊猫磁通电子有限公司

SHENZHEN CEC PANDA STRONG ELECTRONICS CO., LTD

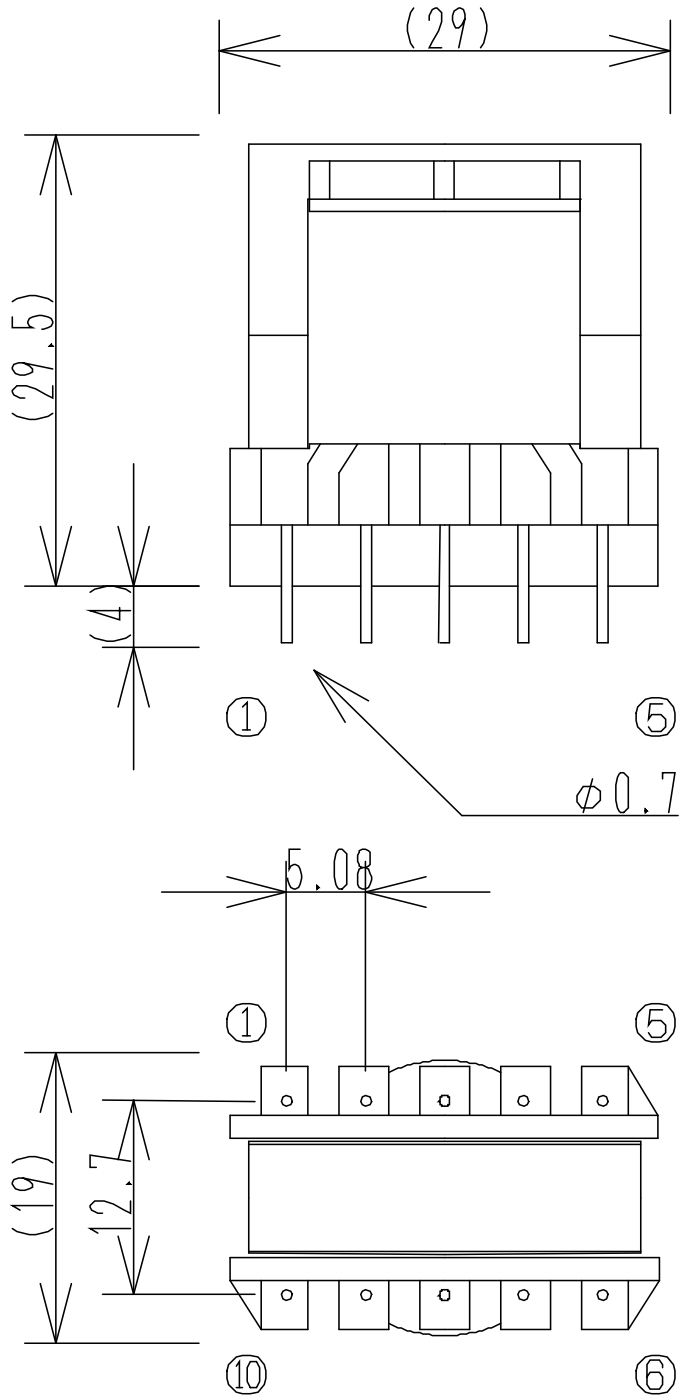
1 . ELECTRICAL CHARACTERISTICS

NO.	ITEM	TERMINAL	SPECIFICATION	TEST CONDITION
1	INDUCTANCE	3---5	1.3mH±10%	f=100kHz V=1.0V
2	LEAKAGE INDUCTANCE	3---5	25.0μH MAX (SHORT SEC)	f=100kHz V=1.0V
3	HI-POT TEST	P---S	AC 2000V / 1 min	CUT-OFF:1mA NO ABNORMALITY
		P---C	AC 1500V / 1 min	
		S---C	AC 2000V / 1 min	
		P---P	AC 500V / 1 min	
4	INSULATION RESISTANCE	P---S	100MΩ MIN	DC 500V
		P---C		
		S---C		

2 . RANGE

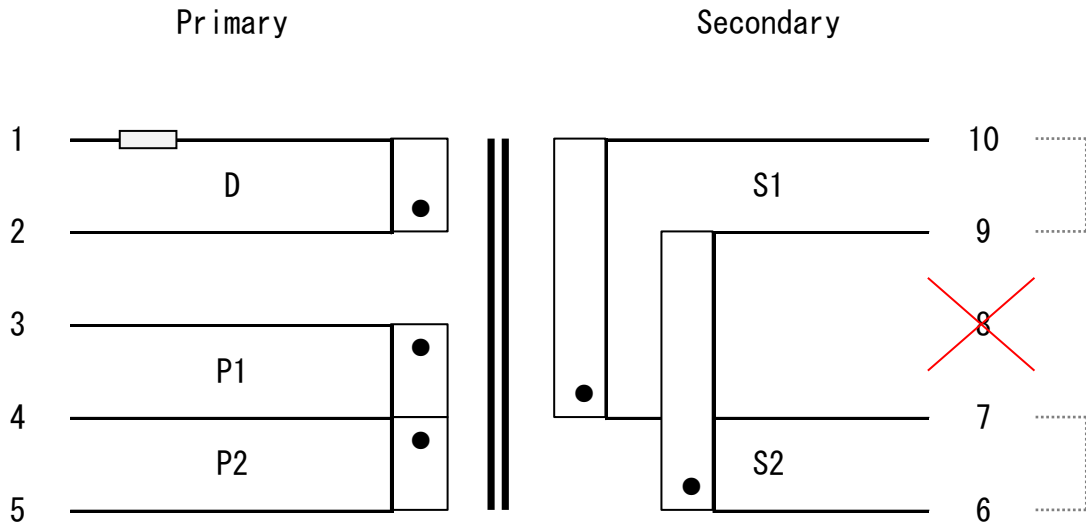
NO.	ITEM	TEST CONDITION
1	OPERATION TEMPERATURE RANGE	-20°C - +120°C (Including self-temperature rise, Heat resistance temperature Class E)
2	STORAGE TEMPERATURE RANGE	-35°C - +80°C

3 . APPEARANCE AND DIMENSION (UNIT:mm)



PARTS WEIGHT: 24.0 g (REFERENCE)

4 . WINDING CONSTRUCTION



- : Winding strat
- [] : Contact with solder is acceptable
(The patern is connected here)
- ▭ : Tube

NO.	WIND-ING	TERMINAL		WIRE SIZE	TURNS	TAPE LAYERS	WINDING METHOD
		START	FINISH				
1	P1	3	4	2UEW ϕ 0. 26mm *1P	40Ts	3 (t=0. 025mm)	SOLENOID
2	S1	7	10	TEX-E ϕ 0. 32mm *2P	11Ts	3 (t=0. 025mm)	SOLENOID
3	D	2	1	2UEW ϕ 0. 18mm *1P	11Ts	3 (t=0. 025mm)	SOLENOID
4	S2	6	9	TEX-E ϕ 0. 32mm *2P	11Ts	3 (t=0. 025mm)	SOLENOID
5	P2	4	5	2UEW ϕ 0. 26mm *1P	40Ts	3 (t=0. 025mm)	SOLENOID